



Model Number

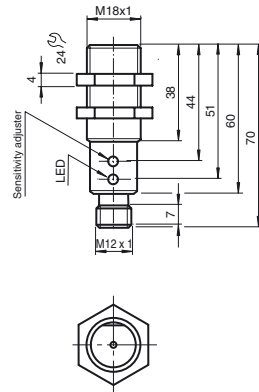
OBT200-18GM60-E4-V1

Diffuse mode sensor
with 4-pin, M12 connector

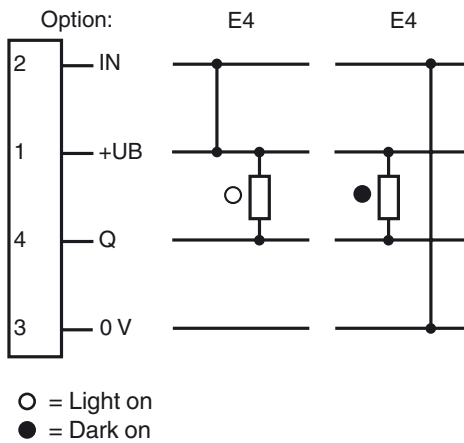
Features

- Dual color indication LED
- High switching frequency
- Light/dark ON, programmable
- Strong metallic housing in cylindrical shape M18 x 1
- Protection degree IP67

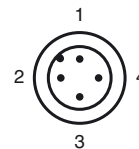
Dimensions



Electrical connection



Pinout



Release date: 2013-05-28 11:52 Date of issue: 2013-05-28 087991_eng.xml

Technical data

General specifications

Detection range	0 ... 200 mm
Reference target	standard white 200 mm x 200 mm
Light source	IRET , 880 nm
Light type	infrared
Approvals	CE, cULus Listed 57M3 (Only in association with UL Class 2 power supply; Type 1 enclosure)
Diameter of the light spot	approx. 40 mm at 200 mm
Ambient light limit	10000 Lux

Indicators/operating means

Operating display	LED green
Function display	Dual color-LED, yellow/green yellow: switching state green: power on flashing: stability control
Controls	Detection range adjuster

Electrical specifications

Operating voltage	U_B	10 ... 30 V DC , class 2
Ripple		10 %
No-load supply current	I_0	≤ 25 mA
Time delay before availability	t_v	≤ 25 ms

Output

Switching type	light/dark on electrically switchable	
Signal output	1 NPN output, short-circuit protected, reverse polarity protected, open collector	
Switching voltage	max. 30 V DC	
Switching current	max. 100 mA	
Voltage drop	U_d	≤ 2.5 V
Switching frequency	f	500 Hz
Response time		1 ms

Standard conformity

Standards	EN 60947-5-2
Standards 2	UL 508

Ambient conditions

Ambient temperature	-25 ... 55 °C (-13 ... 131 °F)
Storage temperature	-40 ... 70 °C (-40 ... 158 °F)

Mechanical specifications

Protection degree	IP67
Connection	connector M12 x 1, 4-pin
Material	
Housing	brass, nickel-plated
Optical face	PC
Mass	45 g

Approvals and certificates

UL approval	cULus Listed, Type 1 enclosure
CCC approval	CCC approval / marking not required for products rated ≤36 V

Curves/Diagrams

